



### District Report Card: 2017


<b>State:</b> Meghalaya	<b>District:</b> North Garo Hills
<b>Class:</b> 3	<b>Subject:</b> Language
<b>Schools:</b> 60	<b>Students:</b> 561


### Participation/Coverage


#### Students

<div>GENDER</div> <div></div>	Boys		Girls	
	Number	%	Number	%
	269	47.95	292	52.05

<div>AREA</div> <div></div>	Rural		Urban	
	Number	%	Number	%
	441	78.61	120	21.39

<div>CATEGORY</div> <div></div>	SC		ST		OBC		GEN	
	Number	%	Number	%	Number	%	Number	%
	1	0.18	551	98.22	3	0.53	6	1.07

<div>CWSN</div> <div></div>	LD	VI	HI	S&LD	ID	Oth
	1	1	0	0	2	0

<div>Management</div> <div></div>	Government		Government-aided	
	Number	%	Number	%
	361	64.35	200	35.65

### Average Performance of Students in Language (%)

Overall	Gender		Area		Management		Social Group			
	Male	Female	Rural	Urban	Govt.	Aided	SC	ST	OBC	GEN
54.32	54.99	53.70	55.80	48.89	56.95	49.57	33.33	54.51	28.89	53.33

## Performance on Learning Outcomes (LOs)

Learning Outcomes	Description	Average Performance(%)
L304	Reads small texts with comprehension i.e., identifies main ideas, details, sequence and draws conclusions	56.74
L312	Reads printed scripts on the classroom walls: poems, posters, charts etc.	49.48

Range of Performance of Students who Answered Correctly							
Below 30%		30% - 50%		50% - 75%		Above 75%	
Number	%	Number	%	Number	%	Number	%
98	17.47	171	30.48	165	29.41	127	22.64

## Lowest Performing Learning Outcomes (LOs)

1 - Reads printed scripts on the classroom walls: poems, posters, charts etc. (49.48)

2 - Reads small texts with comprehension i.e., identifies main ideas, details, sequence and draws conclusions (56.74)